

Commercial Vehicle Parts



Headquarters

SORL Auto Parts, Inc.

No. 2666, KaiFaqu Avenue, Rui'an Economic Development Zone, Zhejiang, 325200, China
Tel: 0086-577-6500 8000, 6560 9583
Fax: 0086-577-6592 2008
E-mail: info@sorl.com.cn
http://www.sorl.cn

Overseas branches

Global SORL Auto & Truck Parts Inc. (USA)

1200 E. Gene Autry Way
Anaheim CA 92805
Tel: 001-714-634 1888
Fax: 001-714-634 1886
E-mail: mike@globalsorl.com

Local distributor



Golden Dragon Auto Spare Parts (Dubai)

P.O.Box 56306, Dubai, U.A.E
Tel: 00971-4-2278556
Fax: 00971-4-2278552
E-mail: sorl@emirate.net.ae

SORL Bulgaria Ltd. (Bulgaria)

West Industrial zone
Ex brewery factory
9000 Varna, Bulgaria
Tel: 0035-9899 193801
E-mail: g.petrov@sorl-europe.bg



2017



TABLE OF CONTENT

1 Air Supply

Product	Nb	Page
Compressor(Single Cylinder)	1.01	1
Compressor(Twin Cylinder)	1.02	1
Anti-freeze Pump	1.03	2
Consep Condenser	1.03	2
Air Regulating Valve	1.05	2
Air Dryer (AD-IS)	1.06	3
Air Dryer Kits	1.06	3
Air Dryer	1.06	3
Air Processing Unit	1.07	4
Electric Air Dryer	1.08	5
E-APU	1.09	5
E-APU(Air Dryer)	1.09	5
E-APU(Multi Circuit Protection Valve)	1.09	5
E-APU Parts	1.09	5
Air Dryer Cartridge	1.10	5
Coalescing Cartridge	1.11	6
Manual Drain Valve	1.12	6

2 Air Protection

Product	Nb	Page
Four Circuit Protection Valve	2.01	7
Line Filter	2.02	7
Safety Valve	2.03	7
Pressure Protection Valve	2.04	7
Pressure Limiting Valve	2.05	8

3 Conventional Brake Control

Product	Nb	Page
Foot Brake Valve	3.01	10
Foot Brake Valve For EBS	3.02	10
Hand Brake Valve	3.03	11
Control Valve	3.04	13
Quick Release Valve	3.05	13
Trailer Protection Valve	3.06	15
Trailer Control Valve For EBS	3.07	15
One Channel For EBS	3.08	16
One Channel For EBS Kits	3.08	16
Two Channel For EBS	3.09	16
Two Channel For EBS Kits	3.09	16
Relay Valve	3.10	16
3/2 Relais Valve	3.11	17
Relay Valve For EBS	3.12	17
Proportional Relais Valve	3.13	17
Rear Axle Valve Package	3.14	18
Trailer Spring Brake Valve	3.15	18
Park and Shunt Valve	3.16	18
Combined Park and Shunt Valve	3.17	18

4 Air Suspension Control

Product	Nb	Page
Levelling Valve	4.01	19
Levelling Valve Kits	4.01	20
Height Sensor For ECAS	4.02	20
Remote Control Unit For ECAS	4.03	21
Raise Lower Valve	4.04	21
Lift Axle Control Valve	4.05	21
Solenoid Valve For ECAS	4.06	21
ECU For ECAS	4.07	23
Load Sensing Relay Valve	4.08	24
PEM Valve	4.09	24

5 Drive Line

Product	Nb	Page
Clutch Servo	5.01	25
Clutch Actuator	5.02	25
Clutch Booster	5.03	26
Clutch Master Cylinder	5.04	26
Shift Knob	5.05	28

6 Trailer Coupling

Product	Nb	Page
Coupling Head	6.01	29
Coiled Tubes	6.02	29
Electric Cable	6.03	29
Air Tube 3 in 1	6.04	29

7 Universal Application Devices

Product	Nb	Page
Check Valve	7.01	30
3/2 Button Valve	7.02	30
Shift Cylinder	7.03	30
Hi-Low Solenoid Valve	7.04	30
Gear Lever Actuator	7.05	30
Control Valve	7.06	31
Gearbox Valve	7.07	32
Solenoid Valve	7.08	33
Exhaust Brake Valve	7.09	34
Control Cylinder	7.10	35
Servo Brake Valve	7.11	35
Brake Chamber	7.12	35
Power Steering Pump	7.13	36
Window Regulator Motor	7.14	39



COMPANY PROFILE

SORL Auto Parts, Inc. located in Ruian, Zhejiang Province, a coastal city by East China Sea, is a major manufacturer of spare parts for all commercial vehicles brands. With a registered capital of 53,788,900 US Dollar and about 4000 employees working in a Plant of 270,000 m², SORL was successfully listed on the main-board of NASDAQ global market in 2006.

The company supplies air brake systems and relative components to more than 70 OEM customers in China, such as FAW and DongFeng, and were awarded several times as Excellent Supplier. Moreover, it has 7 sales branches and established relations with hundreds of distributors all around the world, as well as a distribution network with 27 authorized distributors and 800 sub-distributors all over China.

Decades of effort makes SORL the biggest Manufacturing Base of Air Brake Valves in China, China Top 100 Auto Parts Enterprises, National Export Base of Auto Parts, China Top 500 Competitive Large Enterprises, Most Competitive Top 50 of Chinese Non-governmental Enterprises, and its products were awarded as “China Top Brand”

SORL wins the market share with its advantages in technique, quality, product variety, as well as its unique service. Guided by the orientation of market, service, quality, science and technology, the company has been making progress all the time. SORL is dedicating itself to continuously satisfying customers and it believes that it will create a more brilliant future with partners worldwide.

HIGH STANDARD MANUFACTURING

One main factor that's contributed to SORL's improvement in quality has been the implementation and use of modern and advanced equipment. SORL is always looking at the latest manufacturing technology and processes in order to continuously improve productivity and quality. Dedicated to 'quality' SORL makes no compromise when delivering new products to a customer, and ensures all products delivered match the customer's specification. SORL products are second to none and meet global quality standards in their class and range of manufacture. In keeping with this, SORL has put in place rigorous quality control procedures to ensure the supply of products are defect free.



R&D Department



Tooling Workshop



Die-Casting Workshop



Stamping Workshop



Machining Workshop



Assembly Workshop

INDEX BY PART MANUFACTURERS


Corss Ref.	SORL No.	SORL EU No.	Page	Corss Ref.	SORL No.	SORL EU No.	Page
010100C	RL3516UC01	3516 024 001 0	15	44310-1561	3407 1330 001	3407 1330 001	37
030601M2	RL1705ZE	1705 079 001 0	32	44310-1621	3407 1871 001	3407 1871 001	36
1000153235	RL1608XE01	1608 091 001 0	25	44310-1772	3407 1873 001	3407 1873 001	36
100-3514108	RL3514ME13	3514 009 013 0	10	44310-1881	3407 11153 001	3407 11153 001	39
100-3536020	RL3529BA-A	3511 010 002 0	2	44310-1901	3407 11153 001	3407 11153 001	39
102655	RL3509DF-A	3509 026 001 0	2	44310-2790	3407 2084 001	3407 2084 001	37
1059/3X	RL3509DJ-C	3509 039 001 0	1	44350-1340	3407 14117 001	3407 14117 001	38
1078316	3754 102 003 0	3754 102 003 0	34	44350-1341	3407 14117 001	3407 14117 001	38
108986	RL3509DE-B	3509 025 002 0	2	44350-1570	3407 2098 001	3407 2098 001	37
109267N	RL3509BB-A	3509 022 001 0	1	44350-1610	3407 2804 001	3407 2804 001	37
110500	RL3599DA01	3599 003 001 0	18	44540-1862	RL3518RF03	3518 101 003 0	16
110700	RL3599DA03	3599 003 003 0	18	44540-1872	RL3518RF01	3518 101 001 0	16
110800	RL3599DA02	3599 003 002 0	18	446 055 506 0	3629 090 001 0	3629 090 001 0	23
12-136	RL3521NB02	3521 019 002 0	29	446 056 117 0	RL3629AA	3629 010 101 0	21
12-138	RL3521NB01	3521 019 001 0	29	461 315 089 0	RL3514XD05	3514 024 005 0	10
1340232	3754 102 005 0	3754 102 005 0	34	461 513 000 0	RL3568DA	3568 104 001 0	24
140222C	RL3526HC14-A	3526 021 014 0	13	463 013 122 0	RL3548AG30	3548 001 030 0	30
1421322	3754 102 002 0	3754 102 002 0	34	463 039 006 0	RL1705ZF	1705 081 001 0	32
1421323	3754 102 005 0	3754 102 005 0	34	463 059 001 0	RL1705ZG	1705 082 001 0	32
1421324	3754 102 004 0	3754 102 004 0	34	470-04156	3407 10101 001	3407 10101 001	39
1421325	3754 102 006 0	3754 102 006 0	34	47160-2041	RL3514NB05	3514 011 005 0	10
1442278	RL3754EG01	3754 060 001 0	33	472 171 336 0	3754 012 134 0	3754 012 134 0	33
14670-96063	3407 2086 001	3407 2086 001	37	472 880 000 0	RL3754EC305	3754 046 005 0	22
14670-96264	3407 2085 001	3407 2085 001	37	472 880 001 0	RL3754EC306	3754 046 006 0	22
14670-96277	3407 2085 001	3407 2085 001	37	472 880 004 0	RL3754EC313	3754 046 013 0	22
1536304	3754 102 002 0	3754 102 002 0	34	472 880 020 0	RL3754EC310	3754 046 010 0	23
1536306	3754 102 004 0	3754 102 004 0	34	472 880 021 0	RL3754EC309	3754 046 009 0	23
1536307	3754 102 006 0	3754 102 006 0	34	472 880 024 0	RL3754EC311	3754 046 011 0	23
1604A8DQ-010	RL1608XE01	1608 091 001 0	25	472 880 030 0	RL3754EC307	3754 046 007 0	23
1610566	3754 102 001 0	3754 102 001 0	33	472 880 031 0	RL3754EC308	3754 046 008 0	23
1610568	3754 102 008 0	3754 102 008 0	34	472 880 032 0	RL3754EC316	3754 046 016 0	23
1610570	3754 102 009 0	3754 102 009 0	34	472 880 050 0	RL3754EC302	3754 046 002 0	22
1652-22010	1604 221 159 0	1604 221 159 0	26	472 880 061 0	RL3754EC303	3754 046 003 0	22
1-897115-135-0	3407 0751 001	3407 0751 001	39	472 880 064 0	RL3754EC301	3754 046 001 0	21
1941956	3515 027 006 8	3515 027 006 8	5	472 880 071 0	RL3754EC304	3754 046 004 0	22
20493844	1705 508 002 0	1705 508 002 0	28	472 880 100 0	RL3754EC314	3754 046 014 0	22
20QE3333	RLD5-Z133	1705 525 001 0	28	472 880 103 0	RL3754EC315	3754 046 015 0	22
20QE3334A	RLD5-Z134	1705 526 001 0	28	472 880 104 0	RL3754EC312	3754 046 012 0	22
21585711	RL2908VA01	2908 023 001 0	21	475 701 001 0	RL3523HA	3523 014 001 0	24
25165589	RL3531XB07	3531 030 007 0	8	475 710 024 0	RL3523AA26	3523 001 203 0	24
25168267	RL3531XB06	3531 030 006 0	8	475 710 136 0	RL3523AB-L	3523 001 157 0	24
29066705	1604 192 087 0	1604 192 087 0	27	475-03423	3407 1586 001	3407 1586 001	36
2R2798431	1604 004 001 0	1604 004 001 0	27	475-03451	3407 1585 001	3407 1585 001	36
2T2721261	1609 361 001 0	1609 361 001 0	27	475-03478	3407 1586 001	3407 1586 001	36
310041001	RL3529TA51	3529 003 051 0	2	480 001 500 0	RL3514BS10	3514 018 010 0	10
338051121	RL8606KB	8606 014 002 0	21	480 003 004 0	RL3514BS27	3514 018 027 0	10
3380581002	RL8606KA	8606 014 001 0	21	480 202 004 0	RL3518PE02	3518 081 002 0	17
352046001	RL3520ZF01	3520 506 001 0	18	480 202 005 0	RL3518PE01	3518 081 001 0	17
352070111	RL8606LA	8606 015 001 0	21	480 202 009 0	RL3518PE03	3518 081 003 0	18
3520-3509015	RL3509BA01	3509 073 001 0	1	480 204 002 0	RL3522EB02	3522 005 002 0	15
3986621	3754 102 001 0	3754 102 001 0	33	480 205 103 0	RL3518ZC27	3518 020 027 0	17
401011	RL3525CE01	3525 016 001 0	30	480 205 106 0	RL3518ZC26	3518 020 026 0	17
401012	RL3525CE02	3525 016 002 0	30	480 207 001 0	RL3518EB01	3518 038 001 0	17
411 154 005 0	RL3509BX05	3509 056 005 0	1	48100367	2908 023 001 9	2908 023 001 9	20
432 421 009 0	RL3511ER07	3511 008 171 0	3	486200004000	RL3514BS11	3514 018 011 0	11
432 901 223 2	RL3513TA04	3513 017 004 0	6	5001523	RL3509DE-A	3509 025 001 0	2
432 901 228 2	RL3513TA07	3513 017 007 0	6	5004049	3511 031 001 9	3511 031 001 9	3
432 901 245 2	RL3513TA08	3513 017 008 0	6	5010133	RL3511AD02	3511 031 002 0	3
432 901 246 2	RL3513TA09	3513 017 009 0	6	53205-3509015-02	RL3509BA02	3509 072 001 0	1
441 050 006 0	RL2908NA06	2908 013 006 0	21	54341	RL2908LA16	2908 009 016 0	19
441 050 010 0	RL2908NA04	2908 013 004 0	20	55521	RL2908LA19	2908 009 019 0	19
441 050 013 0	RL2908NA07	2908 013 007 0	21	626159AM	1604 282 009 0	1604 282 009 0	26
44306-1160Q	3407 1239 001	3407 1239 001	38	626321AM	RL1703AA	1703 400 001 0	30
44310-1490	3407 1871 001	3407 1871 001	36	626597AM	RL2135FG	2135 040 001 0	30

INDEX BY PART MANUFACTURERS

Corss Ref.	SORL No.	SORL EU No.	Page	Corss Ref.	SORL No.	SORL EU No.	Page
626762AM	1604 221 161 0	1604 221 161 0	27	DR-5	RL3511HE01	3511 030 001 0	4
627207001	RL1704FA	1704 007 001 0	33	DR5118	RL3513XE01	3513 026 001 0	7
627494AM	RL2135FH	2135 041 001 0	30	DX61AX	RL3514XC03	3514 021 003 0	10
7684 974 704	3407 1831 001	3407 1831 001	38	DZ9100189008	RL3549ZB13	3549 036 013 0	34
7685 974 704	3407 21118 001	3407 21118 001	38	DZ9100189018-1	RL2135FJ	2135 022 001 0	35
780210	RL3516CB01	3516 032 001 0	13	DZ9118918002	RL3549ZB14	3549 036 014 0	35
78990	RL3511HD01	3511 029 001 0	3	EL740	RL3509BD-A	3509 024 001 0	1
801266	RL3511AD02	3511 031 002 0	3	H00500C	RL2908RC	2908 020 003 0	19
80500C	RL2908RB	2908 020 002 0	19	H00500CB	RL2908RA	2908 020 001 0	19
81307156135	1604 232 067 0	1604 232 067 0	27	II33164000	RL3509BH01	3509 052 001 0	1
8143015	3754 102 007 0	3754 102 007 0	33	K000089	RL3522YE01	3522 013 001 0	15
8143019	3754 102 008 0	3754 102 008 0	34	K001726	RL3526XE01	3526 044 001 0	12
8143021	3754 102 009 0	3754 102 009 0	34	K010108A	RL3548BA01	3548 033 001 0	31
8158342	3754 102 007 0	3754 102 007 0	33	K010108B1	RL3548BA02	3548 033 002 0	31
86576	RL3511HD02	3511 029 002 0	3	K020023	RL3568AB	3568 101 002 0	16
8694 974 519	3407 2199 001	3407 2199 001	38	K023219	RL3568AA	3568 101 001 0	16
8-97084-207-0	3407 0760 001	3407 0760 001	38	K036633	1604 004 001 0	1604 004 001 0	27
897115134	3407 0751 001	3407 0751 001	39	K036637	1604 004 001 0	1604 004 001 0	27
90554950	RL2908SA03	2908 021 003 0	20	K040158N00	RL3514BS47	3514 018 047 0	11
90555105	RL2908PA03	2908 018 003 0	19	K049196	RL3511AD02	3511 031 002 0	3
90555375	RL2908SA02	2908 021 002 0	20	K049197	RL3511AD03	3511 031 003 0	3
90555353	RL2908SA	2908 021 001 0	20	KB28600	RL3514BS11	3514 018 011 0	11
911 504 506 0	RL3509DJ-F	3509 038 003 0	2	KB28600	RL3527GC06	3527 006 016 0	16
912 512 008 0	RL3509BF01	3509 050 001 0	1	KG2303002	1604 232 067 0	1604 232 067 0	27
912 512 008 0	RL3509BF01	3509 050 001 0	1	KN20061	RL3526HB10	3526 021 010 0	13
932 500 104 0	RL3511EF-B	3511 028 002 0	4	KN20541	RL3526XF01	3526 045 001 0	13
932 510 009 0	RL3511DS02	3511 033 002 0	5	KN27000	RL2908PA01	2908 018 001 0	19
932 510 956 2	RL3511DS01	3511 033 001 0	5	KN28550	RL3518SE01	3518 041 001 0	17
932 510 958 2	3515 027 005 8	3515 027 005 8	5	KN31040	RL3531ZD01	3531 031 001 0	8
934 714 740 0	RL3515XC01	3515 025 001 0	7	KN31060	RL3531ZD02	3531 031 002 0	9
961 722 264 0	RL3526CK116	3526 001 116 0	11	KN31070	RL3512QA01	3512 019 001 0	2
961 723 140 0	RL3526DX16	3526 005 156 0	11	KN32003	RL3516RA03	3516 092 003 0	13
970 051 025 0	RL1608PA13	1608 044 035 0	25	KN32005	RL3516RA02	3516 092 002 0	13
970 051 025 0	RL3510AA	3510 151 001 0	35	KN32011	RL3516RA01	3516 092 001 0	13
970 051 433 0	RL1608EC09	1608 043 009 0	25	KN32050	RL3516RA04	3516 092 004 0	14
970 150 004 0	RL1608CE01	1608 065 001 0	25	KN34110	RL3522UA03	3522 006 003 0	15
973 011 050 0	RL3518ZA77	3518 019 077 0	17	L0356F02032A0	RL3511AE01	3511 034 001 0	4
973 011 300 0	RL3518PF01	3518 090 001 0	16	LA8125	RL3511XB05	3511 027 002 0	4
973 500 028 0	RL3516XB01	3516 031 001 0	15	LA8130	RL3511XB-B	3511 027 005 0	4
973 500 053 0	RL3516XA05	3516 020 005 0	14	LA8132	RL3511XB09	3511 027 009 0	4
973 500 063 0	RL3516XA06	3516 020 006 0	15	LA8145	RL3511XB08	3511 027 008 0	4
99600	RL3548UF01	3548 043 001 0	31	LA8286	RL3511NA34	3511 014 022 0	3
A104600100	1604 221 162 0	1604 221 162 0	27	LK1000	2908 023 001 9	2908 023 001 9	20
A9452601957	RL3754EH01	3754 211 001 0	30	LK4951	RL3509BM01	3509 071 001 0	1
AC156A	RL3531VB03	3531 029 003 0	9	LK4951	RL3509BM01	3509 071 001 0	2
AC157C	RL3531VB02	3531 029 002 0	9	LP4967	RL3509BH01	3509 052 001 0	1
AC157P	RL3531VB	3531 029 001 0	9	LP4985	RL3509BN01	3509 070 001 0	1
AC598C	RL3522YC02	3522 010 002 0	15	LP4985	RL3509BN01	3509 070 001 0	2
AC599A	RL3522YC04	3522 010 004 0	15	M304112	RL3511XA04	3511 018 004 0	4
AE4311	RL3520AE01	3520 505 001 0	18	M304501	RL3516UB01	3516 023 001 0	14
AE4605	RL3515XD01	3515 026 001 0	7	M306430	RL3516UB02	3516 023 002 0	14
AE4608	RL3515XA22	3515 018 022 0	7	MB4436	RL3514CD	3514 028 001 0	10
B4300SPS	RL1705ZA01	1705 076 001 0	31	MB943411	3746 023 001 0	3746 023 001 0	39
DPM21AK	RL3526XP01	3526 047 001 0	11	ME671390	RL1704FB01	1704 009 001 0	33
DPM64A	RL3526XD05	3526 043 005 0	12	ME671397	RL1704FB01	1704 009 001 0	33
DPM65A	RL3526XD06	3526 043 006 0	12	N10044K	RL3512QA01	3512 019 001 0	2
DPM65MP	RL3526XD02	3526 043 002 0	11	N30162MA	RL3522UA03	3522 006 003 0	15
DPM66A	RL3526XD07	3526 043 007 0	12	NMC23217	1604 192 088 0	1604 192 088 0	26
DPM66MP	RL3526XD03	3526 043 003 0	12	R955300	RL3511ER07	3511 008 171 0	3
DPM67A	RL3526XD08	3526 043 008 0	12	RKN32041	RL3516RC01	3516 094 001 0	14
DPM67MP	RL3526XD04	3526 043 004 0	12	S44YO-E0030	RL3526LB07	3526 007 007 0	12
DPM90D	RL3526NE-C	3526 006 055 0	11	SRK-503	2908 023 001 9	2908 023 001 9	20
DPM90DA	RL3526NE-D	3526 006 054 0	11	SV1496	RL2908SB	2908 022 001 0	20
DPM96AAX	RL3526NA50	3526 006 050 0	12	TV31025	RL3511MA022	3511 013 022 0	7


Air Supply		1
Compressor (Single Cylinder)		1.01
Compressor (Twin Cylinders)		1.02
Anti-freeze Pump		1.03
Consep Condenser		1.04
Air Regulating Valve		1.05
Air Dryer		1.06
Air Processing Unit		1.07
Electric Air Dryer		1.08
E-APU		1.09
Air Dryer Cartridge		1.10
Coalescing Cartridge		1.11
Manual Drain Valve		1.12


Compressor (Single Cylinder)		1.01
	RL3509BA02	Working Volume: 306cm ³ Water Cooling Max Speed: 3000RPM Stroke: 46mm
Cross Ref.	53205-3509015-02	
Application	Kamaz	
	RL3509BX05	Working Volume: 352cm ³ , WC, Stroke 62mm
Cross Ref.	411 154 005 0	
Application	Mercedes, DAF	
	RL3509BB-A	Working Volume: 215cm ³ Water Cooling Max Speed: 3000RPM Stroke: 37.2mm
Cross Ref.	109267N	
Application	Caterpillar 3306/3306B	

	RL3509DJ-C	Working Volume: 144cm ³ Water Cooling Max Speed: 3000RPM Stroke: 41.4mm
Cross Ref.	1059/3X	


Compressor (Twin Cylinders)		1.02
	RL3509BA01	Working Volume: 215cm ³ Water Cooling Max Speed: 3000RPM Stroke: 38mm
Cross Ref.	3520-3509015	
Application	Kamaz	
	RL3509BD-A	Working Volume: 168cm ³ Water Cooling Max Speed: 3000RPM Stroke: 41.4mm
Cross Ref.	EL740	
Application	Caterpillar	
	RL3509BF01	Working Volume: 636cm ³ , WC, Stroke: 56mm
Cross Ref.	912 512 008 0	
Application	Volvo FH,FM Bus 20846000	
	RL3509BH01	Working Volume: 608cm ³ , WC Stroke 50mm
Cross Ref.	LP4967, II33164000	
Application	Volvo 8113023, 8113053	


Compressor (Twin Cylinders) 1.02	
 <p>Cross Ref. LK4951 Application Scania 2024413</p>	<p>RL3509BM01</p> <p>Working Volume: 720cm³, WC, Stroke: 62mm</p>
 <p>Cross Ref. LP4985 Application Volvo FH,FM B7 3173001 20429343</p>	<p>RL3509BN01</p> <p>Working Volume: 608cm³, WC, Stroke: 50mm</p>
 <p>Cross Ref. TF550, 5001523 Application Caterpillar</p>	<p>RL3509DE-A</p> <p>Working Volume: 297cm³ Water Cooling Max Speed: 3000RPM Stroke: 38mm</p>
 <p>Cross Ref. TF 550, 108986 Application Caterpillar</p>	<p>RL3509DE-B</p> <p>Working Volume: 297cm³ Water Cooling Max Speed: 3000RPM Stroke: 38mm</p>
 <p>Cross Ref. TF400, 102655 Application Caterpillar</p>	<p>RL3509DF-A</p> <p>Working Volume: 164cm³ Water Cooling Max Speed: 3000RPM Stroke: 38.1mm</p>


Compressor (Twin Cylinders) 1.02	
 <p>Cross Ref. 911 504 506 0 Application DAF 1736785</p>	<p>RL3509DJ-F</p> <p>Working Volume: 442cm³ Water Cooling Max Speed: 3000RPM Stroke: 50mm</p>

Anti-freeze Pump 1.03	
 <p>Cross Ref. 100-3536020 Application Kamaz</p>	<p>RL3529BA-A</p> <p>Port Thread: M22x1.5 Installation Hole: 2xΦ9 Capacity: 270ml</p>

Consep Condenser 1.04	
 <p>Cross Ref. 310041001 Application Volvo</p>	<p>RL3529TA51</p> <p>Ports1,2: M22x1.5 Installation Hole: 4xΦ8.7</p>


Air Regulating Valve 1.05	
 <p>Cross Ref. 310041KN31070 Application N10044K001 Application American Application</p>	<p>RL3512QA01</p> <p>Ports1,2: NPT 3/8 Limiting Pressure: (500±20)kPa</p>




Air Dryer (AD-IS) 1.06	
RL3511AD01	
	DC 12V Port1: NPT1/2 Ports 21,22: NPT1/4 Cut-off Pressure: (900±20)kPa Four Circuit Protection Valve Open Pressure: (710-800)kPa
Application	American Truck
RL3511AD02	
	DC 12V, Port1: NPT1/2 Ports 21,22: NPT1/4 Cut-off Pressure: (900±20)kPa Four Circuit Protection Valve Open Pressure: (700-730)kPa
Cross Ref.	801266, 5010133, K049196
Application	American Truck
RL3511AD03	
	DC 12V, Port1: NPT1/2 Ports 21,22: NPT1/4 Cut-off Pressure: (900±20)kPa With Coalescing Cartridge
Cross Ref.	K049197
Application	American Truck


Air Dryer Kits 1.06	
3511 031 001 9	
	
Cross Ref.	5004049
Application	American Truck


Air Dryer 1.06	
RL3511ER07	
	DC 12V Ports 1,12: NPT1/2 Port 22: NPT1/4 Safety Valve Open Pressure: (1100±70)kPa
Cross Ref.	R955300 432 421 009 0
Application	American Truck
RL3511HD01	
	Ports 1,21: M22x1.5 Port 22: M12x1.5 Installation Thread: 3xM12 Cut-off Pressure: (1200±20)kPa
Cross Ref.	78990
Application	Volvo 3962679
RL3511HD02	
	Ports 1,21: M22x1.5 Port 22: M12x1.5 Installation Thread: 3xM12 Cut-off Pressure: (1000±20)kPa
Cross Ref.	86576
Application	Dennis Bus
RL3511NA34	
	DC 12V Ports 1,12: M22x1.5 Port 22: M12x1.5 Port 4/23: M12x1.5 With Plug Cut-off Pressure: (1200±20)kPa
Cross Ref.	LA8286
Application	Volvo 20409515

Air Dryer	1.06
	<p style="text-align: right;">RL3511XB05</p> <p>Ports 1,12,24: M22x1.5 Ports 21,23,25: M16x1.5 Cut-off Pressure: (1050±20)kPa</p> <p>Cross Ref. LA8125 Application Iveco 42536872</p>
	<p style="text-align: right;">RL3511XB08</p> <p>DC 24V Ports 1,12,24: M22x1.5 Ports 21,23: M16x1.5 Cut-off Pressure: (1040±20)kPa Back Pressure: (60-160)kPa</p> <p>Cross Ref. LA8145 Application DAF 1738764</p>
	<p style="text-align: right;">RL3511XB09</p> <p>DC 24V Ports 1,12,24: M22x1.5 Ports 21,23: M16x1.5 Cut-off Pressure: (1040±20)kPa</p> <p>Cross Ref. LA8132 Application DAF 1607426</p>
	<p style="text-align: right;">RL3511XB-B</p> <p>DC 24V Ports 1,12,24: M22x1.5 Ports 21,23: M16x1.5 Cut-off Pressure: (1040±20)kPa Back Pressure: (60-130)kPa</p> <p>Cross Ref. LA8130 Application DAF 1607424</p>


RL3511HE01	
	<p>DC 24V Port Thread: 2xRC1/2,RC1/4</p> <p>Cross Ref. DR-5 Application Nissan 47500 01Z04-34</p>


Air Processing Unit	1.07
	<p style="text-align: right;">RL3511XA04</p> <p>Port 1: M22x1.5 Ports 21,22,23,24: M16x1.5 Installation Thread: 4xM12x1.5 Working Pressure: (800±20)kPa</p> <p>Cross Ref. M304112 Application Ashok Leyland Ecomet-1112</p>
	<p style="text-align: right;">RL3511AE01</p> <p>DC 24V Ports 1,21,22,23,24: Φ15 Cut-off Pressure: (810±20)kPa</p> <p>Cross Ref. L0356F02032A0 Application Foton Ollin</p>
	<p style="text-align: right;">RL3511EF-B</p> <p>DC 5V Ports 1,12,21,26: M22x1.5 Ports 4,25: M16x1.5 Installation Thread: 3xM12x1.75 Cut-off Pressure: (1100±20)kPa</p> <p>Cross Ref. 932 500 104 0 Application Truck</p>


Air Processing Unit 1.07	
RL3511XB-D	
	DC 24V Ports 1,12,24: M22x1.5 Ports 21,23,25: M16x1.5 Cut-off Pressure: (1050±20)kPa
Cross Ref.	ZB4544
Application	DAF 1403422

E-APU (Multi Circuit Protection Valve) 1.09	
RL3515SC01	
	
Application	Scania

Electric Air Dryer 1.08	
RL3511XC01	
	DC 24V, Port1,2: M22x1.5 Installation Thread: 3xM12x1.5 Cut-off Pressure: (810±20)kPa
Application	Bus, Truck


E-APU Parts 1.09	
3515 027 005 8	
	
Cross Ref.	932 510 958 2
Application	Scania


E-APU 1.09	
RL3511DS02	
	Safety Valve Open Pressure: (1.3-1.45)Mpa Installation Bolt Thread: 3xM12x1.75
Cross Ref.	932 510 009 0
Application	Scania 1474663,1535829,1753577, 1738295,1770184,1928589, 1796161,1941953

3515 027 006 8	
	
Cross Ref.	1941956
Application	Scania

E-APU (Air Dryer) 1.09	
RL3511DS01	
	Max Working Pressure: 1.25Mpa Safety Valve Open Pressure: (1.3-1.45)Mpa Installation Bolt Thread: 3xM12x1.75
Cross Ref.	932 510 956 2
Application	Scania


Air Dryer Cartridge 1.10	
RL3511KA24	
	Thread: M41x1.5 With O-ring: Φ33.5x5
Cross Ref.	II39737F, II41300F
Application	DAF 1391510


Coalescing Cartridge		1.11
		RL3513TA04
	Thread: M39x1.5	
Cross Ref.	432 901 223 2	
Application	DAF EvoBus 1506635 0004295695	
		RL3513TA07
		Thread: RP11/4 Tightening Nut
Cross Ref.	432 901 228 2	
Application	Scania 1774598	
		RL3513TA08
		Thread: M39x1.5 LH
Cross Ref.	432 901 245 2	
Application	RVI Truck	
		RL3513TA09
		Thread: M41x1.5
Cross Ref.	432 901 246 2	
Application	Volvo 20754416, DAF 105XF	

Manual Drain Valve		1.12
		RL3536ME
	Port Thread: NPT1/4	
Application	American Truck	





Air Protection		2
Four Circuit Protection		2.01
Line Filter		2.02
Safety Valve		2.03
Pressure Protection Valve		2.04
Pressure Limiting Valve		2.05




Four Circuit Protection Valve		2.01
	RL3515XA22	
	All Ports: M16x1.5 Ports 21,22: Open Pressure(720-750)kPa Ports 23,24: Open Pressure(770-800)kPa Installation Hole: 2xΦ9	
Cross Ref.	AE4608	
Application	Iveco 42536555	
	RL3515XC01	
	Intake Port: M22x1.5 Del Ports: 6xM16x1.5 Ports 21,22: Open Pressure(600-630)kPa Ports 23,24: Open Pressure(550-580)kPa	
Cross Ref.	934 714 740 0	
Application	Volvo FM12, FM9 20716313	
	RL3515XD01	
	Intake Port: M22x1.5 Del Ports: 4xΦ15 Ports 21,22,24: Open Pressure(670-700)kPa Ports 23: Open Pressure(700-730)kPa Installation Hole: 2xΦ8.3	
Cross Ref.	AE4605	
Application	Renault 5010422971 Iveco	


Line Filter		2.02
	RL3511MA022	
	All Ports: NPT1/4 Working Pressure: 800kPa	
Cross Ref.	TV31025	
Application	American Application	



Safety Valve		2.03
	RL3513XE01	
	Thread: M26x1.5 Open Pressure: 1500kPa	
Cross Ref.	DR5118	
Application	MAN 51541220003	

Pressure Protection Valve		2.04
	RL3531XB01	
	Port Thread: NPT1/2,NPT3/8 Open Pressure: (585±30)kPa	
Cross Ref.	TV38301	
Application	American Application	
	RL3531XB02	
	Port Thread: NPT1/2,NPT1/4 Open Pressure: (689±30)kPa	
Cross Ref.	TV38302	
Application	American Application	




Pressure Protection Valve 2.04	
RL3531XB03	
	All Ports: NPT3/8 Open Pressure: (379±30)kPa
Cross Ref. Application	TV38303 American Application
RL3531XB04	
	All Ports: NPT3/8 Open Pressure: (585±30)kPa
Cross Ref. Application	TV38304 American Application
RL3531XB05	
	Port Thread: NPT1/2,NPT3/8 Open Pressure: (379±30)kPa
Cross Ref. Application	TV38305 American Application
RL3531XB06	
	Port Thread: NPT1/2,NPT1/4 Open Pressure: (689±30)kPa
Cross Ref. Application	25168267 American Application

RL3531XB07	
	Port Thread: NPT1/2,NPT1/4 Open Pressure: (689±30)kPa
Cross Ref. Application	25165589 American Application
RL3531XB08	
	Port Thread: NPT3/8,NPT1/4 Open Pressure: (689±30)kPa
Application	American Application
RL3531XB09	
	Port Thread: NPT1/2,NPT1/4 Open Pressure: (448±30)kPa
Application	American Application



Pressure Limiting Valve 2.05	
RL3531ZD01	
	All Ports: NPT1/4 Limiting Pressure: (138-168)kPa
Cross Ref. Application	KN31040 American Trailer

Pressure Limiting Valve		2.05
RL3531ZD02		
	All Ports: NPT1/4 Limiting Pressure: (534-564)kPa	
Cross Ref.	KN31060	
Application	American Application	
RL3531VB		
	Ports 1,2: M22x1.5 limiting Pressure: (960-1000)kPa	
Cross Ref.	AC157P	
Application	RVI	
RL3531VB02		
	Ports 1,2: M22x1.5 imiting Pressure: (900-1000)kPa	
Cross Ref.	AC157C	
Application	RVI 5010260893, 5006143814	
RL3531VB03		
	Ports 1,2: M22x1.5 limiting Pressure: (850-950)kPa	
Cross Ref.	AC156A	
Application	RVI	

Conventional Brake Control		3
Foot Brake Valve		3.01
Foot Brake Valve For EBS		3.02
Hand Brake Valve		3.03
Control Valve		3.04
Quick Release Valve		3.05
Trailer Protection Valve		3.06
Trailer Control Valve For EBS		3.07
EBS One Channel		3.08
EBS Two Channel		3.09
Relay Valve		3.10
3/2 Relais Valve		3.11
Relay Valve For EBS		3.12
Protection Relais Valve		3.13
Rear Axle Valve Package		3.14
Trailer Spring Brake Valve		3.15
Park and Shunt Valve		3.16
Combined Park Shunt Valve		3.17


Foot Brake Valve		3.01
	RL3514CD	Port Thread: M22x1.5, M12x1.5
Cross Ref.	MB4436	
Application	Mercedes, DAF, Scania	
	RL3514ME13	All Ports: M22x1.5 Installation Hole: 6xΦ9.5
Cross Ref.	100-3514108	
Application	Kamaz	
	RL3514NB05	Port Thread: NPT3/8, NPT1/4 Installation Hole: 3xΦ11
Cross Ref.	47160-2041	
Application	Mitsubishi	

	RL3514XC03	Port Thread: M22x1.5 Voss M16x1.5 Voss Installation bolt thread: 3xM8
Cross Ref.	DX61AX	
Application	DAF 1371595	
	RL3514XD05	Ports 11,12,21,22: M16x1.5 Port 3: M22x1.5 Installation bolt thread: 2xM8
Cross Ref.	461 315 089 0	
Application	MAN 81521306129	

Foot Brake Valve For EBS		3.02
	RL3514BS10	DC 8V-32V All Ports: M22x1.5 Voss Installation bolt thread: 3xM8
Cross Ref.	480 001 500 0	
Application	DAF 1395722 1455027	
	RL3514BS27	DC 8V-32V Installation bolt thread: 3xM8
Cross Ref.	480 003 004 0	
Application	DAF 1677510	


Foot Brake Valve For EBS 3.02


RL3514BS11	
	All Ports: M12x1.5
Cross Ref.	KB28600, 0486200004000
Application	Volvo FH & FM


RL3514BS47	
	DC 24V Connect Plug: Deutsch DT 16-6S
Cross Ref.	K040158N00
Application	RVI


Hand Brake Valve 3.03


RL3526CK116	
	Ports 11,21: M14x1.5 Installation Hole: 2xM8
Cross Ref.	961 722 264 0
Application	Mercedes Chrysler AG A0014303281 RVI Truck SAS 5000504490




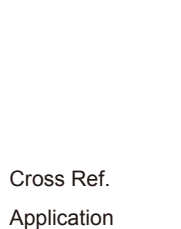
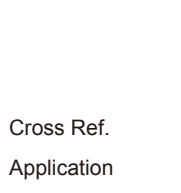
RL3526DX16	
	Ports 1,21,22: M16x1.5 Installation Hole: 2xM6
Cross Ref.	961 723 140 0
Application	RVI 7420813850

RL3526XP01	
	Ports 1,12, 21, 22, 23 3: M16x1.5 Installation Hole: 2xM8
Cross Ref.	DPM21AK
Application	Mercedes

RL3526NE-C	
	Ports 1,21,22: M16x1.5 Installation Hole: 2xM6
Cross Ref.	DPM90D
Application	DAF 1389075

RL3526NE-D	
	Ports 1,21,22: M16x1.5 Installation Hole: 2xM6
Cross Ref.	DPM90DA
Application	DAF 1389079

RL3526XD02	
	All Ports: ϕ 10 Installation Hole: 2x ϕ 7
Cross Ref.	DPM65MP
Application	Mercedes





Hand Brake Valve		3.03
RL3526XD03		
	All Ports: $\Phi 10$ Installation Hole: 2x $\Phi 7$	
	Cross Ref. Application	DPM66MP Mercedes
RL3526XD04		
	All Ports: $\Phi 10$ Installation Hole: 2x $\Phi 7$	
	Cross Ref. Application	DPM67MP Mercedes
RL3526XD05		
	All Ports: $\Phi 10$ Installation Hole: 2x $\Phi 7$	
	Cross Ref. Application	DPM64A Mercedes
RL3526XD06		
	All Ports: $\Phi 10$ Installation Hole: 2x $\Phi 7$	
	Cross Ref. Application	DPM65A Mercedes
RL3526XD07		
	All Ports: $\Phi 10$ Installation Hole: 2x $\Phi 7$	
	Cross Ref. Application	DPM66A Mercedes

RL3526XD08		
All Ports: $\Phi 10$ Installation Hole: 2x $\Phi 7$		
Cross Ref. Application	DPM67A Mercedes	
RL3526NA50		
	Ports1,21: M16x1.5 Installation Hole: 2xM6	
	Cross Ref. Application	DPM96AAX IVECO
RL3526XE01		
	All Ports: NPT1/4 Installation Hole: 4x10-24UNC	
	Cross Ref. Application	K001726 VW
RL3526LB07		
	Ports1,2: NPT1/4 Installation Hole: 2x $\Phi 9$	
	Cross Ref. Application	S44YO-E0030 Hino




Control Valve		3.04
		RL3526XF01
	Port Thread: NPT1/4,5/16-24UNF Installation Hole: 3x1/4-20UNC	
Cross Ref.	KN20541	
Application	Daimler Truck	
		RL3526HB10
	All Ports: NPT1/8	
Cross Ref.	KN20061	
Application	American Application	
		RL3526HC14-A
	All Ports: NPT1/8 Installation Hole: 2x3/16	
Cross Ref.	14022C	
Application	American Application	
		RL3526HC16
	All Ports: M12x1.5	
Application	Indian Application	


Quick release valve		3.05
		RL3516CB01
	Ports 1,21,22: NPT3/8 Port 3: NPT1/4 Installation Hole: 2xΦ9	
Cross Ref.	780210	
Application	American Tractor	
		RL3516RA01
	Intake Port: NPT1/2 Del Ports: NPT3/8 Installation Hole: 2xΦ9	
Cross Ref.	KN32011	
Application	American Trailer	
		RL3516RA02
	All Ports: NPT3/8 Installation Hole: 2xΦ9	
Cross Ref.	KN32005	
Application	American Trailer	
		RL3516RA03
	Intake Port: NPT1/2 Del Ports: NPT3/8 Installation Hole: 2xΦ9 Open Pressure: (20±2)kPa	
Cross Ref.	KN32003	
Application	American Trailer	


Quick release valve 3.05	
RL3516RA04	
	Intake Port: NPT1/2 Del Ports: NPT3/8 Installation Hole: 2xΦ9 Open Pressure: (40±4)kPa
Cross Ref.	KN32050
Application	American Trailer
RL3516RB01	
	All Ports: NPT3/4
Cross Ref.	TV4012
Application	American Application
RL3516RB02	
	Ports1,2: NPT1/4 Port 3: NPT3/8
Cross Ref.	TV4004
Application	American Application
RL3516RB03	
	All Ports: NPT3/8
Cross Ref.	TV4006
Application	American Application

RL3516RC01	
	Intake Port: NPT1/4 Del Ports: NPT3/8 Installation Hole: 2xΦ8.5
Cross Ref.	RKN32041
Application	American Application
RL3516UB01	
	Intake Port: M22x1.5 Del Ports: M16x1.5 Installation Hole: 2xΦ9
Cross Ref.	M304501
Application	Indian Application
RL3516UB02	
	All Quick Connect Ports: Φ15 Installation Hole: 2xΦ9
Cross Ref.	M306430
Application	Indian Application
RL3516XA05	
	All Ports: M16x1.5 Installation Hole: 2xΦ9.5
Cross Ref.	973 500 053 0
Application	Volvo 3181127 DAF 1518276


Pictures And/or OEM Part Numbers are for reference purpose only.


Quick release valve 3.05	
RL3516XA06	
	Ports 11,12,2: M22x1.5 Port 3: Φ 14.5 Installation Hole: 2x Φ 9.5
Cross Ref.	973 500 063 0
Application	Trucks
RL3516XB01	
	Ports 1,21,22: M22x1.5 Port 23: M16x1.5 Installation Hole: 2x Φ 9.5
Cross Ref.	973 500 028 0
Application	Mercedes 0044292344
RL3516UC01	
	Port 1: M22x1.5 Ports 2,3: M16x1.5 Installation Hole: 2x Φ 9
Cross Ref.	010100C
Application	Mercedes

Trailer Protection Valve 3.06	
RL3522UA03	
	Trailer Del Port: NPT1/2 Tractor Intake Port and Foot Valve Port: NPT3/8 Installation Hole: 2x Φ 9
Cross Ref.	KN34110 N30162MA
Application	American Trailer


Trailer Protection Valve 3.06	
RL3522YC02	
	Ports 11,21,22,42: M22x1.5 Port 43: M16x1.5 Installation bolt thread: 4xM8
Cross Ref.	AC598C
Application	RVI 5010260241 5001857040 5010260940
RL3522YC04	
	Ports 11,21,22,42: M22x1.5 Port 43: M16x1.5 Installation bolt thread: 4xM8
Cross Ref.	AC599A
Application	DAF 1339396

Trailer Control Valve for EBS 3.07	
RL3522EB02	
	DC 17.5V-32V Ports 11,21,22: M22x1.5 Ports 4,43: M16x1.5
Cross Ref.	480 204 002 0
Application	Iveco 41032232,41211417 MAN 81523016208 Mercedes 0004319413 DAF 1601034
RL3522YE01	
	DC 24V, Ports 1,21,22: M22x1.5 Ports 42, 43: M16x1.5 Installation bolt thread: M8
Cross Ref.	K000089
Application	Scania Truck 4 & 5 Series Bus 3 & 4 Series


One Channel For EBS		3.08
		RL3568AA
	DC 24V Ports 1,21: M22x1.5 Port 4: M16x1.5 Without ECU	
Cross Ref.	K023219	
Application	Volvo 20570906, 20428938 20828237, 21122034 RVI 7420428938, 7420570906 7420828237, 7485003022	

One Channel For EBS Kits		3.08
		RL3568AA-9
		

Two Channel For EBS		3.09
		RL3568AB
	DC 24V Ports 1,21,22: M22x1.5 Port 4: M16x1.5 Without ECU	
Cross Ref.	K020023	
Application	Volvo 20828241, 20502537 20428939, 20828239 21122035, 21122036 20570910 RVI 7420570910, 7420828241 7420828239, 7420428939 Iveco 504100411	

Two Channel For EBS Kits		3.09
		RL3568AB-9
		

Relay Valve		3.10
		RL3527GC06
	Supply Port, Delivery Port: NPT3/8 Control Port: NPT1/4	
Cross Ref.	KB28600	
Application	American Trailer	


		RL3518PF01
	Ports1,21,22,3: M22x1.5 Port 4: M16x1.5 Installation bolt thread: 4xM8	
Cross Ref.	973 011 300 0	
Application	Mercedes Actros 0044299444	


		RL3518RF01
	Intake Port: PT3/8 Del Port: Φ11 Control Port: PT1/4	
Cross Ref.	44540-1872	
Application	Hino	

		RL3518RF03
	Intake Port: PT3/8 Del Port: Φ11,Φ12.5 Control Port: PT1/4	
Cross Ref.	44540-1862	
Application	Hino	


Relay Valve 3.10

RL3518SE01	
	Intake Port: NPT1/2 Delivery Port: NPT3/8 Control Port: NPT1/4
	Cross Ref. KN28550 Application American Application

RL3518ZA77	
	Intake Port: M22x1.5 Delivery Ports: M16x1.5 Installation bolt thread: 4xM8
	Cross Ref. 973 011 050 0 Application Scania 1935660


RL3527UA03	
	Saida Ports, Servico Ports Emerg Ports: M16x1.5 Reservatorio: M22x1.5
	Application American Truck

3/2 Relais Valve 3.11


RL3518ZC26	
	24V, Ports1,2: M22x1.5 Port 42: M16x1.5 Installation bolt thread: 4xM8
	Cross Ref. 480 205 106 0 Application MAN 81521806021


RL3518ZC27	
24V, Ports1,2: M22x1.5 Port 42: M16x1.5 Installation bolt thread: 4xM8 Without Exhaust Seat	
Cross Ref.	480 205 103 0
Application	DAF 1315693

Relay Valve For EBS 3.12


RL3518EB01	
	24V, All Ports: M22x1.5
	Cross Ref. 480 207 001 0 Application DAF 1506237 Scania 1738467 Schmitz 054564

Proportional Relais Valve 3.13


RL3518PE01	
	24V, Port 1: M22x1.5 Port 4: M16x1.5, Ports 2: M22x1.5 Installation bolt thread: 3xM8
	Cross Ref. 480 202 005 0 Application DAF 1448019 MAN N2521160022 Mercedes 0054291344

RL3518PE02	
	24V, Port 1: M22x1.5 Port 4: M16x1.5, Ports 2: M22x1.5 Port 1 with plug Installation bolt thread: 3xM8
	Cross Ref. 480 202 004 0 Application DAF 1315686 Iveco 41032230 MAN N1011063689 Mercedes 0054291244


Pictures And/or OEM Part Numbers are for reference purpose only.


Proportional Relais Valve 3.13	
RL3518PE03	
	24V, Port 1: M22x1.5 JED-388 Port 4: M16x1.5 JED-388 Ports 2: M22x1.5 JED-388 Port 1 with plug Installation bolt thread: 3xM8
Cross Ref.	480 202 009 0
Application	Mercedes 0054298944


RL3599DA03	
	Res Port: NPT1/2 Supply & Delivery Port: NPT3/8 Control Ports: NPT3/8
Cross Ref.	110700
Application	American Trailer

Rear Axle Valve Package 3.14	
RL3518RA-P	
	24V, Ports 21,22,23, 24: M22x1.5 Ports 4,25,26: M16x1.5
Application	Truck, Bus




Park and Shunt Valve 3.16	
RL3520ZF01	
	All Ports: M16x1.5 Installation Hole: 2xM8
Cross Ref.	352046001
Application	Trailers





Trailer Spring Brake Valve 3.15	
RL3599DA01	
	Res Port: NPT1/2, Supply & Delivery Port: NPT3/8 Control Port: NPT3/8
Cross Ref.	110500
Application	American Trailer

Combined Park and Shunt Valve 3.17	
RL3520AE01	
	Intake Port: M22x1.5 Del Port: M16x1.5
Cross Ref.	AE4311
Application	Schmitz 055 016, Trailer



RL3599DA02	
	Res Port: NPT1/2 Supply & Delivery Port: NPT3/8 Control Ports: NPT3/8
Cross Ref.	110800
Application	American Trailer

Air Suspension Control		4
leveling valve		4.01
Raise Lower Valve		4.02
Height Sensor For ECAS		4.03
Remote Control Unit For ECAS		4.04
Lift Axle Control Valve		4.05
Solenoid Valve For ECAS		4.06
ECU For ECAS		4.07
Load Sensing Relay Valve		4.08
PEM Valve		4.09


Levelling Valve		4.01
		RL2908LA16
	All Ports: 5xNPT1/4 Installation bolt thread: 2x1/4-20UNC	
Cross Ref.	Barksdale: 54341	
Application	MACK	
		RL2908LA19
	Quick connect: $\Phi 6$ Installation bolt thread: 2x1/4-20UNC	
Cross Ref.	55521	
Application	Tractor, Trailer, RV	
		RL2908PA01
	All Ports: 3xNPT1/4 Installation Hole: 4x $\Phi 9$ With Installation Kits	
Cross Ref.	KN27000	

		RL2908PA03
	All Ports: 3xNPT1/4 Installation Hole: 4x $\Phi 9$ Without Installation Kits	
Cross Ref.	90555105	
		RL2908RA
	Ports 1,12: 2xNPT1/4 Port 2: NPT1/8	
Cross Ref.	H00500CB	
Application	Peterbilt	
		RL2908RB
	All Ports: With QuicK Connect $\Phi 6$	
Cross Ref.	80500C	
		RL2908RC
	Ports 1,12: 2xNPT1/4 With installation Kits	
Cross Ref.	H00500C	
Application	Peterbilt	

Levelling Valve 4.01	
RL2908SA	
	Ports 1, 2: 5xΦ9.7 Port 4: Φ6.7 Installation bolt thread: 2x1/4-20UNC
Cross Ref.	90555353
Application	21126541 Volvo 20908571 20788736
RL2908SA02	
	Ports 1, 2: 3xΦ9.7 Port 4: Φ6.7 Installation bolt thread: 2x1/4-20UNC
Cross Ref.	90555375
RL2908SA03	
	Ports 1, 2: 3xNPT 1/4 Port 4: Φ6.7 Installation bolt thread: 2x1/4-20UNC
Cross Ref.	90554950
RL2908SB	
	Quick Connect Ports 1,2 : Φ6
Cross Ref.	SV1496
Application	Novo Stralis Leyland


RL2908ZA	
	DC 24V All Ports: 3xRC1/4
Application	Japanese Vehicle
RL2908ZA02	
	All Ports: 3xRC1/4 Without electron control
Application	Isuzu 1521301080

Levelling Valve Kits 4.01	
2908 023 001 9	
	
Application	LK1000, SRK-503, 48100367
Cross Ref.	American Truck

Height Sensor For ECAS 4.02	
RL2908NA04	
	DC (5-15)V Connect Plug: M27x1
Cross Ref.	441 050 010 0
Application	DAF 1505053 Iveco 5010231137 503135464


Height Sensor For ECAS 4.02

	RL2908NA06
	DC (5-15)V Connect Plug: Φ 27.4
Cross Ref.	441 050 006 0
Application	MAN 81259370014 82259370001 Mercedes 0003201758 DAF 0099800

	RL2908NA07
	DC (8-16)V Connect Plug: Φ 23.5
Cross Ref.	441 050 013 0
Application	Iveco 500361266 RVI 5010260969


	RL2908VA01
	DC 5V Connect Thread: M8x1.25 Installation Hole: 2x Φ 8.6
Cross Ref.	21585711
Application	Volvo

Remote Control Unit For ECAS 4.03

	RL3629AA
	DC 24V, IP 64
Cross Ref.	446 056 117 0
Application	DAF 1505289

Raise Lower Valve 4.04


	RL8606KA
	DC 24V Quick Connect: 8/6 Pipe Port Thread: M16x1.5
Cross Ref.	3380581002
Application	Trailer


	RL8606KB
	DC 24V Quick Connect: 8/6 Pipe
Cross Ref.	338051121
Application	DAF, Iveco, MAN, Mercedes


Lift Axle Control Valve 4.05

	RL8606LA
	DC 24V Installation Hole: 2x Φ 9
Cross Ref.	352070111
Application	Trailer

Solenoid Valve For ECAS 4.06

	RL3754EC301
	DC 24V All Ports: 3xM22x1.5
Cross Ref.	472 880 064 0
Application	DAF 1150130

Solenoid Valve For ECAS 4.06	
RL3754EC302	
	DC 24V All Ports: 5xM22x1.5
Cross Ref.	472 880 050 0
Application	Scania 1448080 MAN 81259026240
RL3754EC312	
	DC 24V All Ports: 6xM22x1.5
Cross Ref.	472 880 104 0
Application	MAN 81259026241
RL3754EC314	
	DC 24V All Ports: 6xM22x1.5
Cross Ref.	472 880 100 0
Application	DAF 1152509 Iveco 41211015
RL3754EC315	
	DC 24V All Ports: 6xM22x1.5
Cross Ref.	472 880 103 0
Application	Iveco 41211014

RL3754EC303	
	DC 24V All Ports: 4xM22x1.5
Cross Ref.	472 880 061 0
Application	MAN 81259026230
RL3754EC304	
	DC 24V All Ports: 4xM22x1.5
Cross Ref.	472 880 071 0
Application	MAN
RL3754EC305	
	DC 24V All Ports: 5xM22x1.5
Cross Ref.	472 880 000 0
Application	Mercedes 0003278525
RL3754EC306	
	DC 24V All Ports: 3xM22x1.5
Cross Ref.	472 880 001 0
Application	DAF 1343254 Iveco 41211013 MAN 81259026239 RVI 5010422345
RL3754EC313	
	DC 24V All Ports: 5xM22x1.5
Cross Ref.	472 880 004 0
Application	Volvo 20514450

Solenoid Valve For ECAS 4.06

RL3754EC316



DC 24V
 All Ports: 5xM22x1.5

Cross Ref. 472 880 032 0
 Application Volvo 20514449

RL3754EC307



DC 24V
 All Ports: 5xM22x1.5

Cross Ref. 472 880 030 0
 Application DAF 1343255
 Iveco 41211012
 MAN 81259026238
 RVI 5010457434

RL3754EC308

DC 24V
 All Ports: 5xM22x1.5

Cross Ref. 472 880 031 0
 Application Scania 1448078

RL3754EC309



DC 24V
 All Ports: 5xM22x1.5

Cross Ref. 472 880 021 0
 Application Mercedes 0003278425

RL3754EC310



DC 24V
 All Ports: 4xM22x1.5

Cross Ref. 472 880 020 0
 Application RVI 5010457151
 Volvo 20734168
 Iveco 41211011

RL3754EC311

DC 24V
 All Ports: 5xM22x1.5

Cross Ref. 472 880 024 0
 Application MAN 81259026237

ECU For ECAS

4.07

3629 020 001 0



DC 24V
 1st Generation




Application Bus K9F


3629 090 001 0



DC 18-30V
 2nd Generation

Cross Ref. 446 055 506 0
 Application Bus

Load Sensing Relay Valve		4.08
RL3523AA26		
	Intake Port: M22x1.5, Del Port Control Port: M16x1.5 Installation bolt thread: 4xM8	
Cross Ref.	475 710 024 0	
Application	DAF 1518122 Iveco 04746013	
RL3523AB-L		
	Port Thread: M22x1.5Voss, M16x1.5Voss Installation bolt thread: 4xM8	
Cross Ref.	475 710 136 0	
Application	DAF 1506217 Scania 1935071 Mercedes A0034312712	
RL3523HA		
	Port Thread: M22x1.5 Installation bolt thread: 4xM8	
Cross Ref.	475 701 001 0	
Application	Kamaz 100-3533010	

PEM Valve		4.09
RL3568DA		
	Quick Connect: $\Phi 12 \times 1, \Phi 8 \times 1$ Charging Valve Open Pressure: 6.2bar	
Cross Ref.	461 513 000 0	
Application	Trailer	

Drive Line		5
Clutch Servo		5.01
Clutch Actuator		5.02
Clutch Booster		5.03
Clutch Master Cylinder		5.04
Shift Knob		5.05


Clutch Servo 5.01


		RL1608CB02
		Air (11): M16x1.5 Hyd (14): M14x1.5 Stroke: 70mm Installation Hole: 4xΦ9
Cross Ref.	VG3208	
Application	MAN F90	

		RL1608CC01
		Dia: 106mm Air (11): M16x1.5 Hyd (14): M14x1.5 Installation Hole: 4xΦ9.5
Cross Ref.	VG3264	
Application	Iveco DAF	

		RL1608EC09
		DC 8V-16V Air (11): M16x1.5 Hyd (14): Φ12
Cross Ref.	970 051 433 0	
Application	Mercedes A0002953718	


		RL1608PA13
		Dia: 82mm Air (11): M16x1.5 Hyd (14): M14x1.5 Installation Hole: 4xΦ9
Cross Ref.	970 051 025 0	
Application	American Trailer	




		RL1608VA11
		Air (11): M16x1.5 Hyd (14): M14x1.5 Push Rod Thread: M12x1.25
Application	Volvo 1069205	

		RL1608XE01
		Dia: 100mm Air (12, 22): M12x1.5 Hyd (14): M14x1.5 Installation Hole: 4xΦ9
Cross Ref.	1000153235 1604A8DQ-010	
Application	CIMC	





Clutch Actuator 5.02

		RL1608CE01
		DC 24V Port 1: M16x1.5 Voss Installation Hole: 4xΦ9 Stroke: 70mm
Cross Ref.	970 150 004 0	
Application	Mercedes Actros, Axor, Atego	


Clutch Booster		5.03
		RL2135FE01
All Ports: 3xM10x1.5		
Cross Ref.	WG2203210314	
Application	Howo, Steyr, Foton, Dongfeng	

Clutch Master Cylinder		5.04
		1604 192 083 0
Cylinder Diameter: $\Phi 19$ Installation bolt thread: 2xM6 Max Stroke: 41mm		
		1604 282 009 0
Cylinder Diameter: $\Phi 28.58$ Installation bolt thread: 2x $\Phi 9$ Max Stroke: 35.5mm		
Cross Ref.	626159AM	
Application	RVI 5001834842 5010260052	
		1604 261 009 0
Cylinder Diameter: $\Phi 26$ Installation bolt thread: 2x $\Phi 8.5$ Stroke: 35mm		

		1604 252 076 0
Cylinder Diameter: $\Phi 25.4$ Installation bolt thread: 2x $\Phi 9$ Max Stroke: 36mm		
		1604 192 088 0
Cylinder Diameter: $\Phi 19$ Installation bolt thread: 2x $\Phi 9$ Max Stroke: 31.4mm		
Cross Ref.	NMC23217	
Application	American Truck	
		1604 232 068 0
Cylinder Diameter: $\Phi 23.8$ Installation bolt thread: 2x $\Phi 6.5$ Max Stroke: 38mm		
		1604 261 012 0
Cylinder Diameter: $\Phi 26$ Installation bolt thread: 2x $\Phi 9.5$ Max Stroke: 36.5mm		
		1604 221 159 0
Cylinder Diameter: $\Phi 22$ Installation bolt thread: 2x $\Phi 10.8$ Max Stroke: 37.5mm		
Cross Ref.	1652-22010	
Application	CNHTC Howo	

Clutch Master Cylinder		5.04
	1604 221 162 0	
	Cylinder Diameter: $\Phi 22$ Max Stroke: 38mm	
Cross Ref.	A104600100	
Application	DAF	
	1604 192 087 0	
	Cylinder Diameter: $\Phi 19.05$ Installation Hole: $2 \times \Phi 9$ Push rod thread: M8 Stroke: 33mm	
Cross Ref.	29066705	
Application	Indian Truck	
	1604 221 161 0	
	Cylinder Diameter: $\Phi 22$ Installation Hole: $2 \times \Phi 9$ Stroke: 45mm	
Cross Ref.	626762AM	
Application	DAF	
	1604 252 076 0	
	Cylinder Diameter: $\Phi 25.4$ Installation Hole: $2 \times \Phi 9$ Stroke: 36mm	
Application	DAF	

	1604 004 001 0	
	Cylinder Diameter: $\Phi 83$ Quick Connect: NPT3/8 Installation Bolt Thread: 4xM8	
Cross Ref.	2R2798431,K036633,K036637	
Application	VW Truck	
	1609 361 001 0	
	Cylinder Diameter: $\Phi 36$ Installation Hole: $2 \times \Phi 9$ Port Thread: M12x1	
Cross Ref.	2T2721261	
Application	VW Truck	
	1604 232 067 0	
	Cylinder Diameter: $\Phi 23.8$ Port Size: $\Phi 12$ Installation Hole Thread: $2 \times M8$ Stroke: 40mm	
Cross Ref.	KG2303002, 81307156135	
Application	MAN F2000	
	1604 261 012 0	
	Cylinder Diameter: $\Phi 26$ Port Thread: M12x1.5 Installation Hole: $2 \times \Phi 9.5$ Stroke: 36.5mm	
Application	Scania	


Clutch Master Cylinder		5.04
		1609 192 045 0
	Cylinder Diameter: $\Phi 19$ Port Thread: M10x1 Installation Hole: 2x $\Phi 9$	
Cross Ref.	A104600100	
Application	Mazda	
		1604 202 042 0
	Cylinder Diameter: $\Phi 20.64$ Installation Hole: 2x $\Phi 8.7$ Stroke: 40mm	
Application	MAN	

		1705 508 002 0
		All Ports: 3x $\Phi 4.2$
Cross Ref.	20493844	
Application	Volvo	


Shift Knob		5.05
		RLD5-Z133
Cross Ref.	20QE3333	
Application	MACK	
		RLD5-Z134
Cross Ref.	20QE3334A	
Application	MACK	

Trailer Coupling		6
Coupling Head		6.01
Coiled Tubes		6.02
Electric Cable		6.03
Air Tube 3 in 1		6.04


Coupling Head 6.01


		RL3521NB01
		Port Thread: NPT3/8 Working Pressure: 9bar
Cross Ref.		12-138
Application		American Trailer

		RL3521NB02
		Port Thread: NPT3/8 Working Pressure: 9bar
Cross Ref.		12-136
Application		American Trailer


		RL3521PA01
		Port Thread: Rp3/8, Rp1/4 Installation Hole: 2xΦ10
Application		American Tractor

Coiled Tubes 6.02


		RLD5-F017
		Yellow, PA12 Coils: 20 Thread: M16x1.5
Application		Trailer

		RLD5-F034F
		PA12 Coils: 25 Thread: M16x1.5
Application		Trailer

Electric Cable 6.03


		RLD5-QX015
		Coils: 19
Application		Trailer

Air Tube 3 in 1 6.04

		RLD5-QX016
		Feet: 15 Connect Thread: 1/2
Application		Trailer


		RLD5-QX017
		Feet: 12 Connect Thread: 1/2
Application		Trailer


Universal Application Devices		7
Check Valve		7.01
3/2 Button Valve		7.02
Shift Cylinder		7.03
Hi-Low Solenoid Valve		7.04
Gear Lever Actuator		7.05
Control Valve		7.06
Gearbox Valve		7.07
Solenoid valve		7.08
Exhaust brake valve		7.09
Control Cylinder		7.10
Servo Brake Valve		7.11
Brake Chamber		7.12
Power Steering Pump		7.13
Window Regulator Motor		7.14

Check Valve		7.01
 <p>Port Thread: NPT3/8 UN-1/1/16-16 Open Pressure < 15kPa</p>		RL3525CE01
		<p>Cross Ref. 401011 Application American Trailer</p>


 <p>Port Thread: NPT3/8,NPT3/4 Open Pressure < 15kPa</p>		RL3525CE02
		<p>Cross Ref. 401012 Application American Trailer</p>



3/2 Button Valve		7.02
 <p>All Ports: M12x1.5</p>		RL3548AG30
		<p>Cross Ref. 463 013 122 0 Application MAN 81516106007 Scania 5021171220 Volvo 1326521</p>





Shift Cylinder		7.03
 <p>Cylinder Diameter: $\Phi 26$ Port Thread: 2xM16x1.5 Stroke: 49mm</p>		RL2135FG
		<p>Cross Ref. 626597AM Application Mercedes Actros A0012603463</p>



 <p>DC 24V Port Thread: 2xM16x1.5</p>		RL2135FH
		<p>Cross Ref. 627494AM Application Mercedes Atego A0012605963</p>

Hi-Low Solenoid Valve		7.04
 <p>DC 24V Installation Hole: 3x$\Phi 5.5$</p>		RL3754EH01
		<p>Cross Ref. A9452601957 Application Mercedes Actros</p>

Gear Lever Actuator		7.05
 <p>All Ports: M16x1.5</p>		RL1703AA
		<p>Cross Ref. 626321AM Application Mercedes Actros A0002607198</p>

Control Valve		7.06
RL3548BA01		
	Ports 1,2: M22x1.5 Port 4: M16x1.5 Installation Hole: 2xΦ9	
Cross Ref.	K010108A	
Application	A9584300281	
RL3548BA02		
	Ports 1,2: M22x1.5 Port 4: M16x1.5 Installation thread: 2xM8	
Cross Ref.	K010108B1	
Application	A9584300381	
RL3548UE01		
	All Ports: NPT1/4 Stroke: 8mm Pressure Protection: (160-200)kPa	
Cross Ref.	TV401035	
Application	American Application	
RL3548UE03		
	All Ports: NPT1/4 Stroke: 8mm Pressure Protection: (160-200)kPa	
Cross Ref.	TV401032	
Application	American Application	


		RL3548UE02
	All Ports: NPT1/4 Stroke: 8mm Pressure Protection: (160-200)kPa	
Cross Ref.	TV401084	
Application	American Application	
		RL3548UE04
	All Ports: NPT1/4 Stroke: 8mm Pressure Protection: (160-200)kPa	
Cross Ref.	TV401029	
Application	American Application	
		RL3548UF01
	Port Thread: RC1/4, RC1/8 Installation Hole: 2x10-24UNC	
Cross Ref.	99600	
Application	American Application	
		RL1705KA
	All Ports: M10x1 Installation Hole: 4xΦ5.8	
Application	RVI 5000789615	
		RL1705ZA01
	All Ports: 4xRC1/8 Installation Hole: 3xΦ4.5	
Cross Ref.	B4300SPS	
Application	Truck	


Control Valve		7.06
		<p>RL1705ZE</p> <p>Port Thread: NPT1/8, NPT1/4 Installation Hole: 2xΦ6.5</p>
		<p>Cross Ref. 030601M2 Application Trailer</p>
		<p>RL1705ZF</p> <p>Port Thread: M18x1.5, M10x1 Installation Hole: 2xΦ9</p>
		<p>Cross Ref. 463 039 006 0 Application Mercedes 0012601057</p>
		<p>RL1705ZG</p> <p>Ports 1,2: M10x1 Port 3: M12x1.5 Installation Hole: 2xΦ9 Installation distance: 50mm</p>
		<p>Cross Ref. 463 059 001 0 Application Mercedes 0012601257</p>
		<p>RL1705UA02</p> <p>Ports 1, 21, 22: M10x1</p>
		<p>Application Iveco</p>

Gearbox Valve		7.07
		<p>RL3548UC01</p> <p>Ports 1,2: NPT1/8</p>
		<p>Cross Ref. Eaton Fuller X8880054 Application Mercedes A0022604657 41480-1100 Hino GH FG FM260</p>
		<p>RL3548UD01</p> <p>All Ports: M16x1.5 Exhaust Pressure: (290-360)kPa</p>
		<p>RL3548UD02</p> <p>All Ports: M16x1.5 Exhaust Pressure: (440±20)kPa</p>
		<p>RL1705ZB01</p> <p>Ports 1,21,22: Φ10 Installation Hole: 2xΦ8.5 Installation distance: 76mm</p>
		<p>Application Mercedes 0022606157</p>

Gearbox Valve 7.07

RL1705TA03	
	Ports: 2xΦ14.5
Application	Volvo 1672231


RL1704FA	
	Cylinder Diameter: Φ50 Intake Port: M12x1.5 Installation Hole: 4xΦ21
Cross Ref.	627207001
Application	Howo Truck

RL1704FB01	
	Port Thread: NPT1/4 Stroke: 22mm Installation Hole: 3xΦ11.5
Cross Ref.	ME671390 ME671397
Application	Isuzu, Mitsubishi, Hino


Solenoid Valve 7.08




RL3754EF01	
	DC 24V Installation Hole: 4xΦ11.5
Application	Volvo FH, FM 20590252


RL3754EG01	
	DC 24V All Ports: M12x1.5
Cross Ref.	1442278
Application	Scania

3754 012 134 0	
	
Cross Ref.	472 171 336 0
Application	Mercedes 0059970436

3754 102 001 0	
	DC 24V Ports 1,12,21: M12x1.5 Installation Hole: 4xM6
Cross Ref.	1610566 3986621
Application	Volvo

3754 102 007 0	
	DC 24V Ports 11,12: Φ17.5 Two pins, Normalclose
Cross Ref.	8158342 8143015
Application	Volvo


Solenoid Valve		7.08
		3754 102 003 0
	DC 24V Ports 1,12,21: M12x1.5 Installation Hole: 4xM6	
Cross Ref.	1078316	
Application	Volvo	
		3754 102 002 0
	DC 24V Ports 1,12,21: M12x1.5 Installation Hole: 4xM6	
Cross Ref.	1421322 1536304	
Application	Scania	
		3754 102 004 0
	DC 24V Ports 11,12: Φ 17.5	
Cross Ref.	1421324 1536306	
Application	Scania	
		3754 102 005 0
	DC 24V Ports 11,12: Φ 17.5	
Cross Ref.	1340232 1421323	
Application	Volvo	


	3754 102 006 0
	DC 24V Ports 11,12: Φ 17.5
Cross Ref.	1421325 1536307
Application	Volvo
3754 102 008 0	
	DC 24V Ports 11,12: Φ 17.5 Two pins, Normalclose
Cross Ref.	1610568 8143019
Application	Volvo
3754 102 009 0	
	DC 24V Ports 11,12: Φ 17.5 Two pins, Normalclose
Cross Ref.	1610570 8143021
Application	Volvo




Exhaust Brake valve		7.09
		RL3549ZB13
	Port Thread: M12x1.5 Cylinder Diameter: Φ 100	
Cross Ref.	DZ9100189008	
Application	Shacman	


Exhaust Brake valve		7.09
		RL3549ZB14
	Port Thread: M12x1.5 Cylinder Diameter: Φ 100	
Cross Ref.	DZ9118918002	
Application	Shacman	




Control Cylinder		7.10
		RL2135FJ
	Intake Port: M12x1.5 Cylinder Diameter: Φ 50 Stroke: 48mm	
Cross Ref.	DZ9100189018-1	
Application	FAW	


Servo Brake Valve		7.11
		RL3510AA
	Cylinder Diameter: Φ 150.4 Port Thread: 3xM22x1.5,M12x1.5 Max Stroke: 70mm	
Cross Ref.	970 051 025 0	
Application	American Tractor	




Brake Chamber		7.12
		RL3519AD01
	Type: T36 Port Thread: M22x1.5 Installation Bolt Thread: M16x1.5	
Application	Mercedes BPW 0544410370	



Power Steering Pump		7.13
3407 1585 001		
	Displacement (ml/r): 15 Controlled flow (L/min): 16 Max.pressure (Mpa): 14 Speed range (r/min): 500-3200 Rotation: Right Fuel feed hole: M20×1.5 Fuel discharge hole: M20×1.5	
Cross Ref.	475-03451	
Application	FUSO 6D16	
3407 1586 001		
	Displacement (ml/r): 15 Controlled flow (L/min): 11 Max.pressure (Mpa): 10 Speed range (r/min): 500-3200 Rotation: Left Fuel feed hole: M20×1.5 Fuel discharge hole: M20×1.5	
Cross Ref.	475-03423, 475-03478	
Application	FUSO 6D14/6D15	
3407 21133 001		
	Displacement (ml/r): 20 Controlled flow (L/min): 18 Max.pressure (Mpa): 13 Speed range (r/min): 500-3200 Rotation: Left Fuel feed hole: Φ12 Fuel discharge hole: M18×1.5	
Cross Ref.	19500-351 475-0524 475-0547	
Application	ISUZU 6SA1	


Power Steering Pump		7.13
3407 1871 001		
	Displacement (ml/r): 17.5 Controlled flow (L/min): 16 Max.pressure (Mpa): 13 Speed range (r/min): 500-3200 Rotation: Right Fuel feed hole: Φ24.7 Fuel discharge hole: M16×1.5	
Cross Ref.	44310-1490 44310-1621	
Application	HINO EK100/EM100	
3407 1872 001		
	Displacement (ml/r): 17.5 Controlled flow (L/min): 16 Max.pressure (Mpa): 13 Speed range (r/min): 500-3200 Rotation: Right Fuel feed hole: Φ24.7 Fuel discharge hole: M16×1.5	
Application	HINO EM100-B	
3407 1873 001		
	Displacement (ml/r): 17.5 Controlled flow (L/min): 16 Max.pressure (Mpa): 14 Speed range (r/min): 500-3200 Rotation: Right Fuel feed hole: Φ23.7 Fuel discharge hole: M16×1.5	
Cross Ref.	44310-1772	
Application	HINO P11C	

Power Steering Pump 7.13	
3407 2804 001	
	Displacement (ml/r): 28 Controlled flow (L/min): 17 Max.pressure (Mpa): 14 Speed range (r/min): 500-3200 Rotation: Right Fuel feed hole: $\Phi 27$ Fuel discharge hole: M16×1.5
Cross Ref.	44350-1610
Application	HINO P11C(new)
3407 2084 001	
	Displacement (ml/r): 20 Controlled flow (L/min): 16 Max.pressure (Mpa): 13 Speed range (r/min): 500-3500 Rotation: Left Fuel feed hole: $\Phi 20$ Fuel discharge hole: M16×1.5
Cross Ref.	44310-2790
Application	HINO J08C
3407 2098 001	
	Displacement (ml/r): 20 Controlled flow (L/min): 18 Max.pressure (Mpa): 13 Speed range (r/min): 500-3500 Rotation: Right Fuel feed hole: $\Phi 20$ Fuel discharge hole: M16×1.5
Cross Ref.	44350-1570
Application	HINO J08E


3407 1330 001	
	Displacement (ml/r): 13 Controlled flow (L/min): 8.5 Max.pressure (Mpa): 8 Speed range (r/min): 500-3200 Rotation: Right Fuel feed hole: M22×1.5 Fuel discharge hole: M16×1.5
Cross Ref.	44310-1561
Application	HINO EH700
3407 2085 001	
	Displacement (ml/r): 20 Controlled flow (L/min): 18 Max.pressure (Mpa): 13.5 Speed range (r/min): 500-3600 Rotation: Right Fuel feed hole: $\Phi 12$ Fuel discharge hole: 3/4-16UNF
Cross Ref.	14670-96264 14670-96277
Application	NISSAN CW520(R)PF6-1
3407 2086 001	
	Displacement (ml/r): 20 Controlled flow (L/min): 18 Max.pressure (Mpa): 13.5 Speed range (r/min): 500-3600 Rotation: Right Fuel feed hole: $\Phi 12$ Fuel discharge hole: 3/4-16UNF
Cross Ref.	14670-96063
Application	NISSAN CW54(R)PE6-3


Power Steering Pump		7.13
3407 1239 001		
	Displacement (ml/r): 12 Controlled flow (L/min): 10 Max.pressure (Mpa): 10 Speed range (r/min): 500-3200 Rotation: Right Fuel feed hole: Φ 11 Fuel discharge hole: G 3/8	
Cross Ref.	44306-1160Q	
Application	ISUZU 4BC2(NEW)/4BE1	
3407 14117 001		
	Displacement (ml/r): 14.5 Controlled flow (L/min): 17 Max.pressure (Mpa): 13 Speed range (r/min): 500-3600 Rotation: Left Fuel feed hole: Φ 29.3 Fuel discharge hole: M16×1.5	
Cross Ref.	44350-1340 44350-1341	
Application	HINO J05C-A	
3407 2199 001		
	Displacement (ml/r): 17 Controlled flow (L/min): 17 Max.pressure (Mpa): 0 Speed range (r/min): 500-3600 Rotation: Left Fuel feed hole: M26×1.5 Fuel discharge hole: M16×1.5	
Cross Ref.	ZF 8694 974 519	
Application	VOLVO	



		3407 1831 001
		Displacement (ml/r): 18.3 Controlled flow (L/min): 16 Max.pressure (Mpa): 0 Speed range (r/min): 500-3500 Rotation: Right Fuel feed hole: M26×1.5 Fuel discharge hole: M18×1.5
Cross Ref.	ZF 7684 974 704	
Application	VOLVO	
3407 21118 001		
		Displacement (ml/r): 21 Controlled flow (L/min): 24 Max.pressure (Mpa): 0 Speed range (r/min): 500-3500 Rotation: Right Fuel feed hole: M26×1.5 Fuel discharge hole: M18×1.5
Cross Ref.	ZF 7685 974 704	
Application	VOLVO	
		3407 0760 001
		Displacement (ml/r): 7.2 Controlled flow (L/min): 7 Max.pressure (Mpa): 10 Speed range (r/min): 500-5000 Rotation: Right Fuel feed hole: Φ 17.5 Fuel discharge hole: M16×1.5
Cross Ref.	8-97084-207-0	
Application	ISUZU 4JB1-A	


Power Steering Pump		7.13
	3407 10101 001	
	Displacement (ml/r): 9 Controlled flow (L/min): 7 Max.pressure (Mpa): 8.5 Speed range (r/min): 500-3600 Rotation: Left Fuel feed hole: $\Phi 17$ Fuel discharge hole: M16 \times 1.5	
Cross Ref.	470-04156	
Application	ISUZU 6HH1	


	3407 10102 001	
	Displacement (ml/r): 9 Controlled flow (L/min): 9 Max.pressure (Mpa): 8.5 Speed range (r/min): 500-3600 Rotation: Left Fuel feed hole: $\Phi 17$ Fuel discharge hole: M18 \times 1.5	
Cross Ref.		
Application	ISUZU 6HE1	

	3407 0751 001	
	Displacement (ml/r): 7 Controlled flow (L/min): 8 Max.pressure (Mpa): 10 Speed range (r/min): 500-5000 Rotation: Left Fuel feed hole: $\Phi 17.5$ Fuel discharge hole: M12 \times 1.25	
Cross Ref.	897115134 1-897115-135-0	
Application	ISUZU 4HF1	

	3407 11153 001	
	Displacement (ml/r): 11 Controlled flow (L/min): 7 Max.pressure (Mpa): 8.5 Speed range (r/min): 500-3600 Rotation: Right Fuel feed hole: M22 \times 1.5 Fuel discharge hole: M16 \times 1.5	
Cross Ref.	44310-1901 44310-1881	
Application	HINO H06CT/H07D	

Window Regulator Motor		7.14
	3746 022 001 0	
	12V, HL	
	3746 022 002 0	
	12V, HR	

	3746 023 001 0	
	12V, HL	
Cross Ref.	MB943411	

	3746 023 002 0	
	12V, HR	

INDEX BY SORL PART NUMBERS

SORL No.	SORL EU No.	Corsss Ref.	Page	SORL No.	SORL EU No.	Corsss Ref.	Page
1604 004 001 0	1604 004 001 0	2R2798431,K036633,K036637	27	RL1608EC09	1608 043 009 0	970 051 433 0	25
1604 192 083 0	1604 192 083 0		26	RL1608PA13	1608 044 035 0	970 051 025 0	25
1604 192 087 0	1604 192 087 0	29066705	27	RL1608VA11	1608 058 011 0		25
1604 192 088 0	1604 192 088 0	NMC23217	26	RL1608XE01	1608 091 001 0	1000153235, 1604A8DQ-010	25
1604 202 042 0	1604 202 044 0		28	RL1703AA	1703 400 001 0	626321AM	30
1604 221 159 0	1604 221 159 0	1652-22010	26	RL1704FA	1704 007 001 0	627207001	33
1604 221 161 0	1604 221 161 0	626762AM	27	RL1704FB01	1704 009 001 0	ME671390, ME671397	33
1604 221 162 0	1604 221 162 0	A104600100	27	RL1705KA	1705 011 001 0		31
1604 232 067 0	1604 232 067 0	KG2303002, 81307156135	27	RL1705TA03	1705 055 003 0		33
1604 232 068 0	1604 232 068 0		26	RL1705UA02	1705 009 002 0		32
1604 252 076 0	1604 252 076 0		26	RL1705ZA01	1705 076 001 0	B4300SPS	31
1604 252 076 0	1604 252 076 0		27	RL1705ZB01	1705 078 001 0		32
1604 261 009 0	1604 261 009 0		26	RL1705ZE	1705 079 001 0	030601M2	32
1604 261 012 0	1604 261 012 0		27	RL1705ZF	1705 081 001 0	463 039 006 0	32
1604 261 012 0	1604 261 012 0		27	RL1705ZG	1705 082 001 0	463 059 001 0	32
1604 282 009 0	1604 282 009 0	626159AM	26	RL2135FE01	2135 017 001 0	WG2203210314	26
1609 192 045 0	1609 192 045 0		28	RL2135FG	2135 040 001 0	626597AM	30
1609 361 001 0	1609 361 001 0	2T2721261	27	RL2135FH	2135 041 001 0	627494AM	30
1705 508 002 0	1705 508 002 0	20493844	28	RL2135FJ	2135 022 001 0	DZ9100189018-1	35
2908 023 001 9	2908 023 001 9	LK1000,SRK-503,48100367	20	RL2908LA16	2908 009 016 0	barksdale 54341	19
3407 0751 001	3407 0751 001	897115134, 1-897115-135-0	39	RL2908LA19	2908 009 019 0	55521	19
3407 0760 001	3407 0760 001	8-97084-207-0	38	RL2908NA04	2908 013 004 0	441 050 010 0	20
3407 10101 001	3407 10101 001	470-04156	39	RL2908NA06	2908 013 006 0	441 050 006 0	21
3407 10102 001	3407 10102 001	-	39	RL2908NA07	2908 013 007 0	441 050 013 0	21
3407 11153 001	3407 11153 001	44310-1901, 44310-1881	39	RL2908PA01	2908 018 001 0	KN27000	19
3407 1239 001	3407 1239 001	44306-1160Q	38	RL2908PA03	2908 018 003 0	90555105	19
3407 1330 001	3407 1330 001	44310-1561	37	RL2908RA	2908 020 001 0	H00500CB	19
3407 14117 001	3407 14117 001	44350-1340, 44350-1341	38	RL2908RB	2908 020 002 0	80500C	19
3407 1585 001	3407 1585 001	475-03451	36	RL2908RC	2908 020 003 0	H00500C	19
3407 1586 001	3407 1586 001	475-03423,475-03478	36	RL2908SA	2908 021 001 0	90555353	20
3407 1831 001	3407 1831 001	ZF 7684 974 704	38	RL2908SA02	2908 021 002 0	90555375	20
3407 1871 001	3407 1871 001	44310-1490, 44310-1621	36	RL2908SA03	2908 021 003 0	90554950	20
3407 1872 001	3407 1872 001		36	RL2908SB	2908 022 001 0	SV1496	20
3407 1873 001	3407 1873 001	44310-1772	36	RL2908VA01	2908 023 001 0	21585711	21
3407 2084 001	3407 2084 001	44310-2790	37	RL2908ZA	2908 014 001 0		20
3407 2085 001	3407 2085 001	14670-96264, 14670-96277	37	RL2908ZA02	2908 014 002 0		20
3407 2086 001	3407 2086 001	14670-96063	37	RL3509BA01	3509 073 001 0	3520-3509015	1
3407 2098 001	3407 2098 001	44350-1570	37	RL3509BA02	3509 072 001 0	53205-3509015-02	1
3407 21118 001	3407 21118 001	ZF 7685 974 704	38	RL3509BB-A	3509 022 001 0	109267N	1
3407 21133 01	3407 21133 01		36	RL3509BD-A	3509 024 001 0	EL740	1
3407 2199 001	3407 2199 001	ZF 8694 974 519	38	RL3509BF01	3509 050 001 0	912 512 008 0	1
3407 2804 001	3407 2804 001	44350-1610	37	RL3509BF01	3509 050 001 0	912 512 008 0	1
3511 031 001 9	3511 031 001 9	5004049	3	RL3509BH01	3509 052 001 0	LP4967, I133164000	1
3515 027 005 8	3515 027 005 8	932 510 958 2	5	RL3509BM01	3509 071 001 0	LK4951	1
3515 027 006 8	3515 027 006 8	1941956	5	RL3509BM01	3509 071 001 0	LK4951	2
3629 020 001 0	3629 020 001 0		23	RL3509BN01	3509 070 001 0	LP4985	1
3629 090 001 0	3629 090 001 0	446 055 506 0	23	RL3509BN01	3509 070 001 0	LP4985	2
3746 022 001 0	3746 022 001 0		39	RL3509BX05	3509 056 005 0	411 154 005 0	1
3746 022 002 0	3746 022 002 0		39	RL3509DE-A	3509 025 001 0	TF550, 5001523	2
3746 023 001 0	3746 023 001 0	MB943411	39	RL3509DE-B	3509 025 002 0	TF550, 108986	2
3746 023 002 0	3746 023 002 0		39	RL3509DF-A	3509 026 001 0	TF400, 102655	2
3754 012 134 0	3754 012 134 0	472 171 336 0	33	RL3509DJ-C	3509 039 001 0	1059/3X	1
3754 102 001 0	3754 102 001 0	1610566, 3986621	33	RL3509DJ-F	3509 038 003 0	911 504 506 0	2
3754 102 002 0	3754 102 002 0	1421322, 1536304	34	RL3510AA	3510 151 001 0	970 051 025 0	35
3754 102 003 0	3754 102 003 0	1078316	34	RL3511AD01	3511 031 001 0		3
3754 102 004 0	3754 102 004 0	1421324, 1536306	34	RL3511AD02	3511 031 002 0	801266, 5010133, K049196	3
3754 102 005 0	3754 102 005 0	1340232, 1421323	34	RL3511AD03	3511 031 003 0	K049197	3
3754 102 006 0	3754 102 006 0	1421325, 1536307	34	RL3511AE01	3511 034 001 0	L0356F02032A0	4
3754 102 007 0	3754 102 007 0	8158342, 8143015	33	RL3511DS01	3511 033 001 0	932 510 956 2	5
3754 102 008 0	3754 102 008 0	1610568, 8143019	34	RL3511DS02	3511 033 002 0	932 510 009 0	5
3754 102 009 0	3754 102 009 0	1610570, 8143021	34	RL3511EF-B	3511 028 002 0	932 500 104 0	4
RL1608CB02	1608 023 002 0	VG3208	25	RL3511ER07	3511 008 171 0	R955300, 432 421 009 0	3
RL1608CC01	1608 105 001 0	VG3264	25	RL3511HD01	3511 029 001 0	78990	3
RL1608CE01	1608 065 001 0	970 150 004 0	25	RL3511HD02	3511 029 002 0	86576	3

Pictures And/or OEM Part Numbers are for reference purpose only.

INDEX BY SORL PART NUMBERS

SORL No.	SORL EU No.	Corsss Ref.	Page	SORL No.	SORL EU No.	Corsss Ref.	Page
RL3511HE01	3511 030 001 0	DR-5	4	RL3522UA03	3522 006 003 0	KN34110, N30162MA	15
RL3511KA24	3513 001 024 0		5	RL3522YC02	3522 010 002 0	AC598C	15
RL3511MA022	3511 013 022 0	TV31025	7	RL3522YC04	3522 010 004 0	AC599A	15
RL3511NA34	3511 014 022 0	LA8286	3	RL3522YE01	3522 013 001 0	K000089	15
RL3511XA04	3511 018 004 0	M304112	4	RL3523AA26	3523 001 203 0	475 710 024 0	24
RL3511XB05	3511 027 002 0	LA8125	4	RL3523AB-L	3523 001 157 0	475 710 136 0	24
RL3511XB08	3511 027 008 0	LA8145	4	RL3523HA	3523 014 001 0	475 701 001 0	24
RL3511XB09	3511 027 009 0	LA8132	4	RL3525CE01	3525 016 001 0	401011	30
RL3511XB-B	3511 027 005 0	LA8130	4	RL3525CE02	3525 016 002 0	401012	30
RL3511XB-D	3511 027 012 0	ZB4544	5	RL3526CK116	3526 001 116 0	961 722 264 0	11
RL3511XC01	3511 019 001 0		5	RL3526DX16	3526 005 156 0	961 723 140 0	11
RL3512QA01	3512 019 001 0	KN31070, N10044K	2	RL3526HB10	3526 021 010 0	KN20061	13
RL3513TA04	3513 017 004 0	432 901 223 2	6	RL3526HC14-A	3526 021 014 0	14022C	13
RL3513TA07	3513 017 007 0	432 901 228 2	6	RL3526HC16	3526 021 012 0		13
RL3513TA08	3513 017 008 0	432 901 245 2	6	RL3526LB07	3526 007 007 0	S44YO-E0030	12
RL3513TA09	3513 017 009 0	432 901 246 2	6	RL3526NA50	3526 006 050 0	DPM96AAX	12
RL3513XE01	3513 026 001 0	DR5118	7	RL3526NE-C	3526 006 055 0	DPM90D	11
RL3514BS10	3514 018 010 0	480 001 500 0	10	RL3526NE-D	3526 006 054 0	DPM90DA	11
RL3514BS11	3514 018 011 0	KB28600, 0486200004000	11	RL3526XD02	3526 043 002 0	DPM65MP	11
RL3514BS27	3514 018 027 0	480 003 004 0	10	RL3526XD03	3526 043 003 0	DPM66MP	12
RL3514BS47	3514 018 047 0	K040158N00	11	RL3526XD04	3526 043 004 0	DPM67MP	12
RL3514CD	3514 028 001 0	MB4436	10	RL3526XD05	3526 043 005 0	DPM64A	12
RL3514ME13	3514 009 013 0	100-3514108	10	RL3526XD06	3526 043 006 0	DPM65A	12
RL3514NB05	3514 011 005 0	47160-2041	10	RL3526XD07	3526 043 007 0	DPM66A	12
RL3514XC03	3514 021 003 0	DX61AX	10	RL3526XD08	3526 043 008 0	DPM67A	12
RL3514XD05	3514 024 005 0	461 315 089 0	10	RL3526XE01	3526 044 001 0	K001726	12
RL3515SC01	3515 027 001 0		5	RL3526XF01	3526 045 001 0	KN20541	13
RL3515XA22	3515 018 022 0	AE4608	7	RL3526XP01	3526 047 001 0	DPM21AK	11
RL3515XC01	3515 025 001 0	934 714 740 0	7	RL3527GC06	3527 006 016 0	KB28600	16
RL3515XD01	3515 026 001 0	AE4605	7	RL3527UA03	3527 010 003 0		17
RL3516CB01	3516 032 001 0	780210	13	RL3529BA-A	3511 010 002 0	100-3536020	2
RL3516RA01	3516 092 001 0	KN32011	13	RL3529TA51	3529 003 051 0	310041001	2
RL3516RA02	3516 092 002 0	KN32005	13	RL3531VB	3531 029 001 0	AC157P	9
RL3516RA03	3516 092 003 0	KN32003	13	RL3531VB02	3531 029 002 0	AC157C	9
RL3516RA04	3516 092 004 0	KN32050	14	RL3531VB03	3531 029 003 0	AC156A	9
RL3516RB01	3516 093 001 0	TV4012	14	RL3531XB01	3531 030 001 0	TV38301	7
RL3516RB02	3516 093 002 0	TV4004	14	RL3531XB02	3531 030 002 0	TV38302	7
RL3516RB03	3516 093 003 0	TV4006	14	RL3531XB03	3531 030 003 0	TV38303	8
RL3516RC01	3516 094 001 0	RKN32041	14	RL3531XB04	3531 030 004 0	TV38304	8
RL3516UB01	3516 023 001 0	M304501	14	RL3531XB05	3531 030 005 0	TV38305	8
RL3516UB02	3516 023 002 0	M306430	14	RL3531XB06	3531 030 006 0	25168267	8
RL3516UC01	3516 024 001 0	010100C	15	RL3531XB07	3531 030 007 0	25165589	8
RL3516XA05	3516 020 005 0	973 500 053 0	14	RL3531XB08	3531 030 008 0		8
RL3516XA06	3516 020 006 0	973 500 063 0	15	RL3531XB09	3531 030 009 0		8
RL3516XB01	3516 031 001 0	973 500 028 0	15	RL3531ZD01	3531 031 001 0	KN31040	8
RL3518EB01	3518 038 001 0	480 207 001 0	17	RL3531ZD02	3531 031 002 0	KN31060	9
RL3518PE01	3518 081 001 0	480 202 005 0	17	RL3536ME	3536 014 001 0		6
RL3518PE02	3518 081 002 0	480 202 004 0	17	RL3548AG30	3548 001 030 0	463 013 122 0	30
RL3518PE03	3518 081 003 0	480 202 009 0	18	RL3548BA01	3548 033 001 0	K010108A	31
RL3518PF01	3518 090 001 0	973 011 300 0	16	RL3548BA02	3548 033 002 0	K010108B1	31
RL3518RA-P	3518 100 003 0		18	RL3548UC01	3548 039 001 0	Eaton Fuller:X8880054	32
RL3518RF01	3518 101 001 0	44540-1872	16	RL3548UD01	3548 041 001 0		32
RL3518RF03	3518 101 003 0	44540-1862	16	RL3548UD02	3548 041 002 0		32
RL3518SE01	3518 041 001 0	KN28550	17	RL3548UE01	3548 042 001 0	TV401035	31
RL3518ZA77	3518 019 077 0	973 011 050 0	17	RL3548UE02	3548 042 002 0	TV401084	31
RL3518ZC26	3518 020 026 0	480 205 106 0	17	RL3548UE03	3548 042 003 0	TV401032	31
RL3518ZC27	3518 020 027 0	480 205 103 0	17	RL3548UE04	3548 042 004 0	TV401029	31
RL3519AD01	3519 400 001 0		35	RL3548UF01	3548 043 001 0	99600	31
RL3520AE01	3520 505 001 0	AE4311	18	RL3549ZB13	3549 036 013 0	DZ9100189008	34
RL3520ZF01	3520 506 001 0	352046001	18	RL3549ZB14	3549 036 014 0	DZ9118918002	35
RL3521NB01	3521 019 001 0	12-138	29	RL3568AA	3568 101 001 0	K023219	16
RL3521NB02	3521 019 002 0	12-136	29	RL3568AA-9	3568 101 001 9		16
RL3521PA01	3521 017 001 0		29	RL3568AB	3568 101 002 0	K020023	16
RL3522EB02	3522 005 002 0	480 204 002 0	15	RL3568AB-9	3568 101 002 9		16

Pictures And/or OEM Part Numbers are for reference purpose only.

